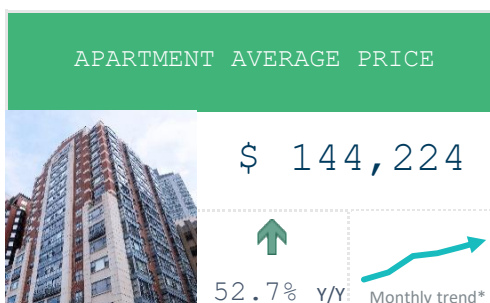
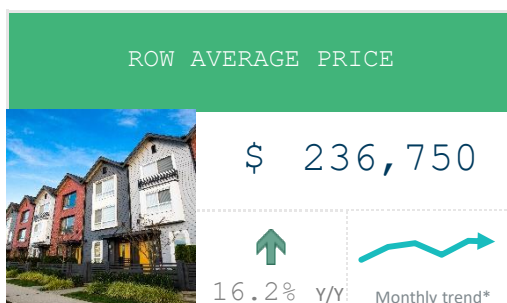
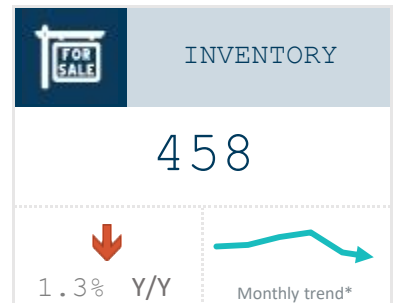
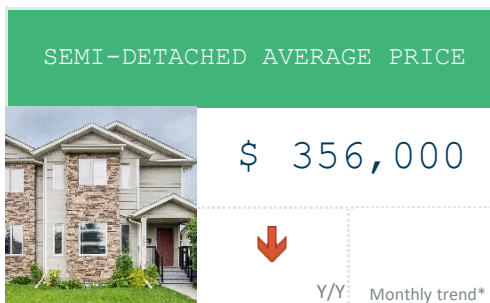
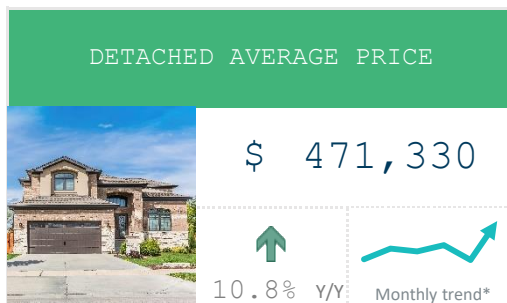
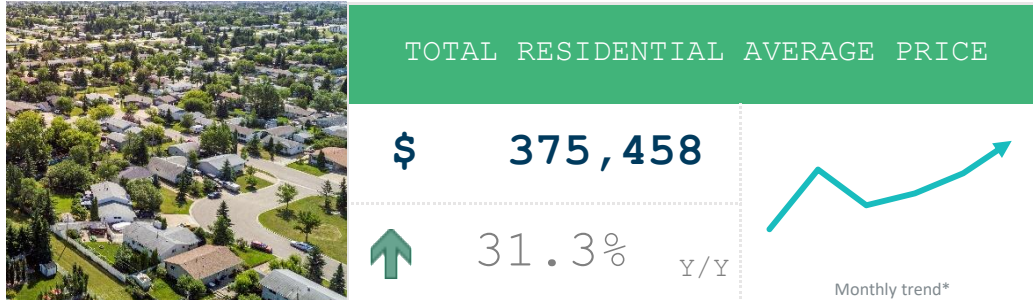
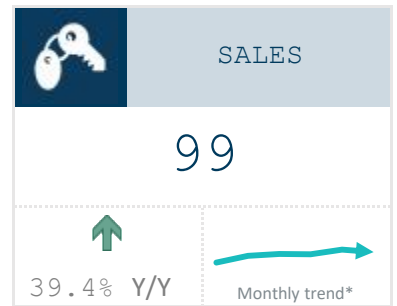


October 2024

## Market Trend Summary

Sales in October increased 39.4 percent year over year, resulting in an increased year-to-date sales growth of 16 percent. October saw a 7.6 percent jump in new listings, but higher sales led to a slight decrease in inventory levels year over year. With 458 units in inventory and 99 sales, the supply for October head steady at 4.6 months, but was down 29.2% year over year.

Year-to-date average prices are up 4 percent and average prices are up 31.3 percent year over year. Prices have increased for across property types year-over-year except a 1% drop in semi detached. Prices are down 33 percent year-to-date for semi detached homes.



\*Monthly trend data is based on seasonally adjusted data, with the prior 6 months displayed  
Data source: Pillar 9



October 2024

October 2024

	Sales		New Listings		Inventory		S/NL	Months of Supply		Average Price	
	Actual	Y/Y%	Actual	Y/Y%	Actual	Y/Y%	Ratio	Actual	Y/Y%	Actual	Y/Y%
Detached	64	94%	97	-2%	322	-12%	66%	5.03	-54%	\$471,330	11%
Semi	4	-33%	14	75%	27	-16%	29%	6.75	27%	\$356,000	-6%
Row	12	33%	17	0%	46	18%	71%	3.83	-12%	\$236,750	16%
Apartment	19	-17%	28	33%	63	117%	68%	3.32	163%	\$144,224	53%
<b>Total Residential</b>	<b>99</b>	<b>39%</b>	<b>156</b>	<b>8%</b>	<b>458</b>	<b>-1%</b>	<b>63%</b>	<b>4.63</b>	<b>-29%</b>	<b>\$375,458</b>	<b>31%</b>

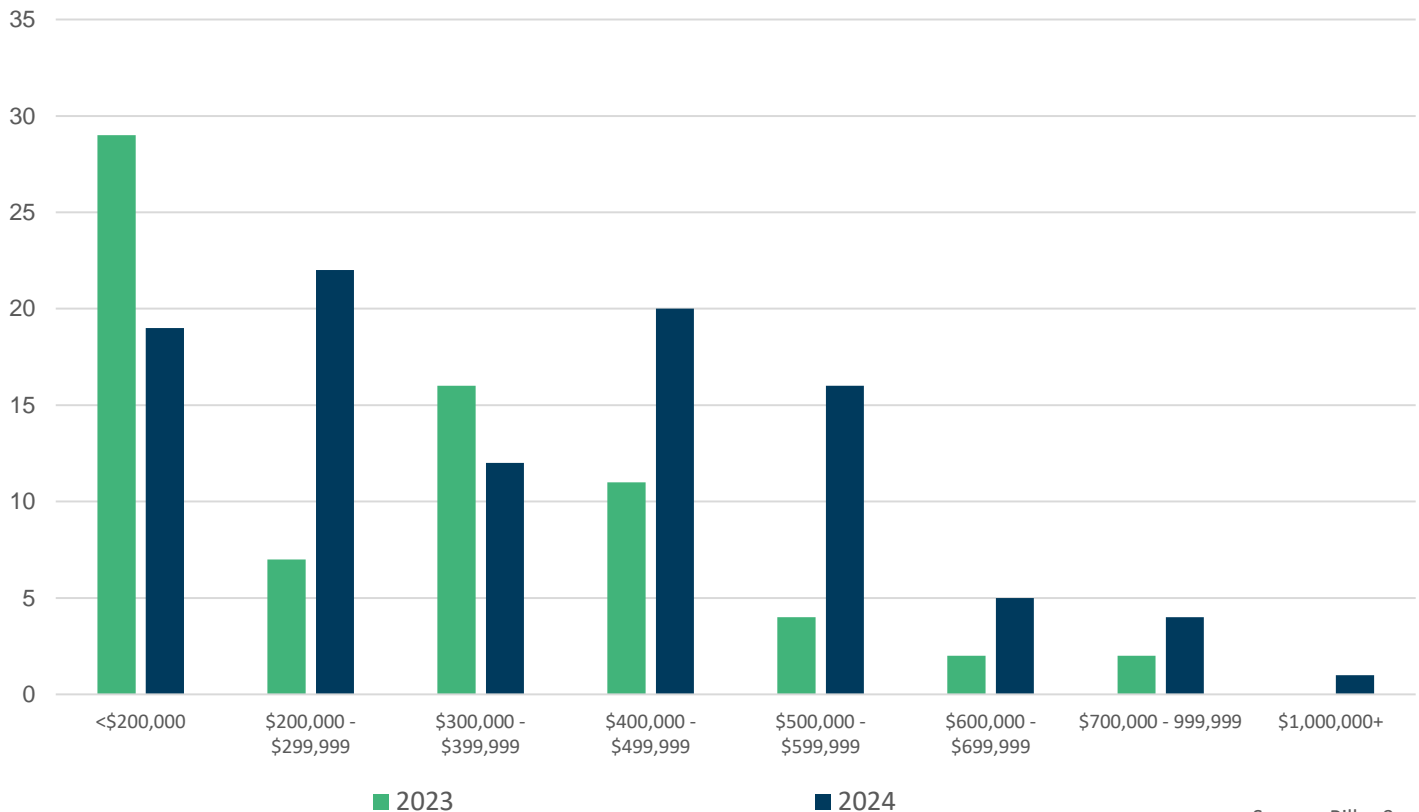
Year-to-Date

October 2024

	Sales		New Listings		Inventory		S/NL	Months of Supply		Average Price	
	Actual	Y/Y%	Actual	Y/Y%	Actual	Y/Y%	Ratio	Actual	Y/Y%	Actual	Y/Y%
Detached	632	23%	1191	-1%	341	-3%	53%	5.39	-21%	\$460,909	0%
Semi	66	-1%	114	-13%	31	-13%	58%	4.65	-12%	\$331,511	-5%
Row	134	12%	206	9%	45	-10%	65%	3.33	-20%	\$216,159	4%
Apartment	194	4%	288	30%	57	5%	67%	2.92	1%	\$128,764	13%
<b>Total Residential</b>	<b>1026</b>	<b>16%</b>	<b>1799</b>	<b>3%</b>	<b>473</b>	<b>-4%</b>	<b>57%</b>	<b>4.61</b>	<b>-17%</b>	<b>\$357,816</b>	<b>4%</b>

## Residential Sales by Price Range

October



Source: Pillar 9